
LINEA SPACE 2.4.3


LINEA SPACE RANGE
MOVABLE PARTITION

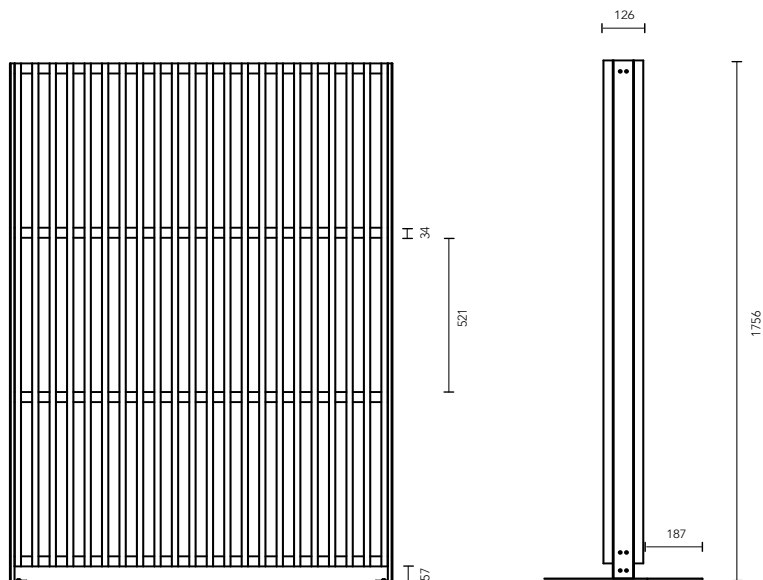
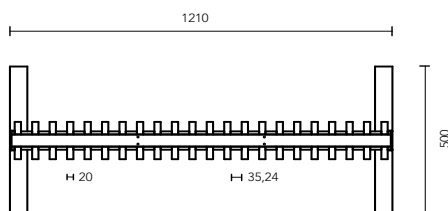



Self-supporting metal frame

Large combination
of species and finishes

Available in three configurations :
openwork, translucent or acoustic
(absorbent mineral wool)





TECHNICAL CHARACTERISTICS

| | |
|--------------------------------|-----------|
| Height | 1756 mm |
| Width | 1210 mm |
| Thickness | 126 mm |
| Floor space | 500 mm |
| Wood species | Pine, oak |
| Openwork version weight (pine) | 54,2 kg |
| Openwork version weight (oak) | 62,7 kg |

FINISH / REACTION TO FIRE

(LINEA PANELS CLASSIFICATION AS PER EN 13501-1)

| | |
|---------------------|-----------------------------|
| Varnish | D-s2,d0 / B-s1,d0 / B-s2,d0 |
| Wax Color | D-s2,d0 / B-s1,d0 / B-s2,d0 |
| Wax Color + varnish | D-s2,d0 / B-s1,d0 / B-s2,d0 |

ACOUSTIC RESULTS

The acoustic absorption is achieved with two Rockfon Color-All® tiles. The results of these acoustic mineral wool surfaced with black fleece facing are measured according to ISO 354.

AS A COMPLEMENT...



Acoustic mineral wool



Translucent alveolar polycarbonate

ASSEMBLY AND MAINTENANCE

Supporting feet are supplied unassembled.
Assembly is carried out using 4 screws and washers.

Keep free of dust.
LINEA SPACE partitions must not be cleaned with detergents or water-based products under any circumstances.

ENVIRONMENTAL CERTIFICATIONS

On request, woods used are FSC® or PEFC™ certified, guaranteeing that the wood come from sustainably and responsibly managed forests.