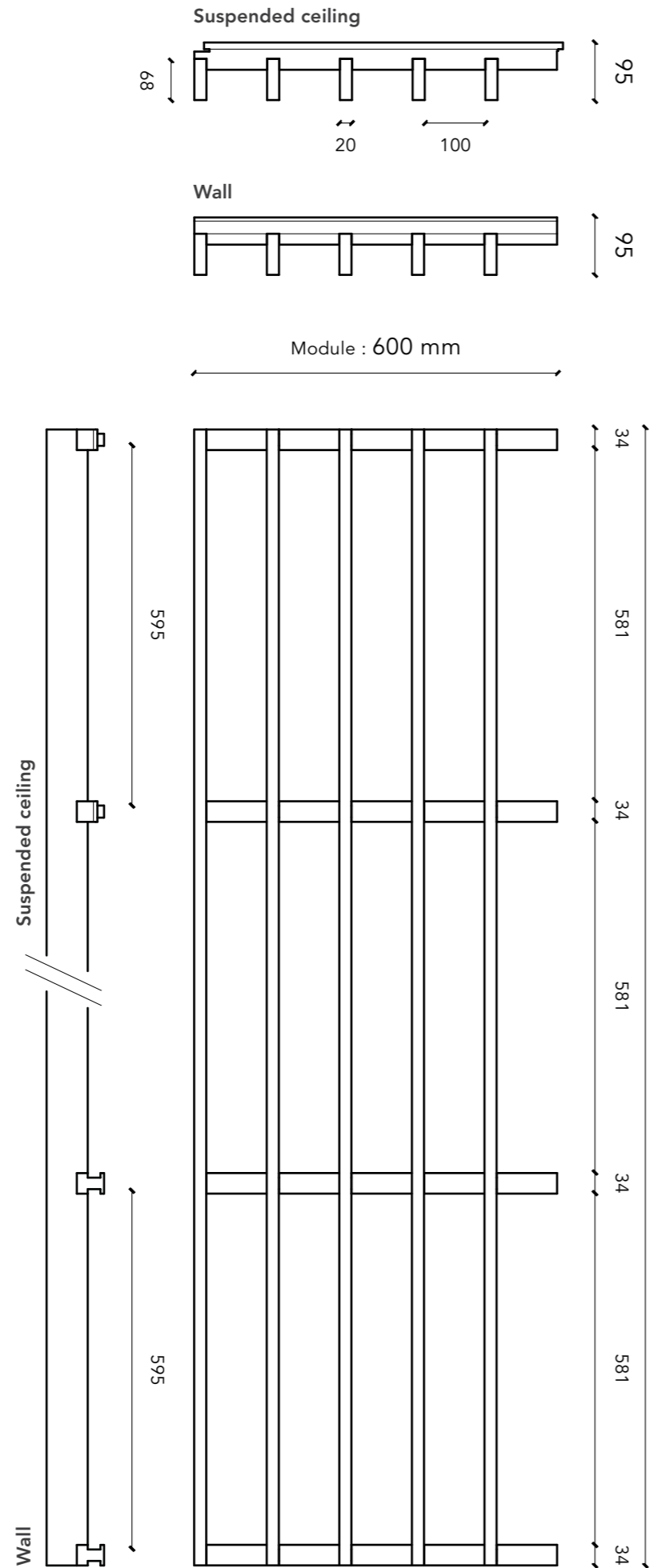


LINEA 2.6.10

LINEA RANGE
INTERIOR



TECHNICAL CHARACTERISTICS

Panel dimensions	1880 x 600 mm et 1265 x 600 mm
Cross-section of slats	20 mm (face) x 68 mm (height)
Spacing between slats	100 mm
Centre distance of slats	120 mm
Black rear counter-slats	34 x 45 mm
Overall thickness	95 mm
Wood species	Pine, oak, douglas fir
Surface mass (pine)	10,1 kg/m ²
Surface mass (oak)	11,8 kg/m ²
Surface mass (douglas fir)	9,8 kg/m ²
Openness percentage	83%

Rear surface : acoustic mineral wool tiles 2,4 kg/m² surfaced with black fleece facing (format 600 x 600 mm ; 20 or 22 mm thickness)
Not supplied by Laudescher

FITTING SYSTEM

Suspended ceiling

Fitting on T24 grid system or by screwing :
– Selon NF EN 13964
– Selon DTU 58-1

Wall cladding

Mechanical fixing by screwing:
– Selon DTU 36-2
– Selon NF EN 14915

FINISH / REACTION TO FIRE (AS PER EN 13501-1)

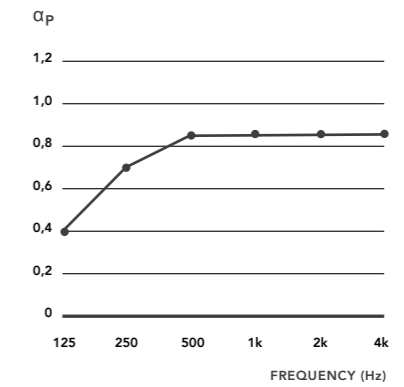
Reaction to fire possibilities Euroclass B-s1,d0 or B-s2,d0 according to species and finishes.

ACOUSTIC RESULTS

The various data relating to acoustic absorption (α_p , α_w , absorption class) have been calculated according to ISO 11654 standard (LINEA + acoustic supplement).

LINEA 2.6.10 CEILING + LR 20mm on plenum E250mm
Acoustic absorption was measured as per the ISO 354 standard.

ACOUSTIC ABSORPTION COEFFICIENT

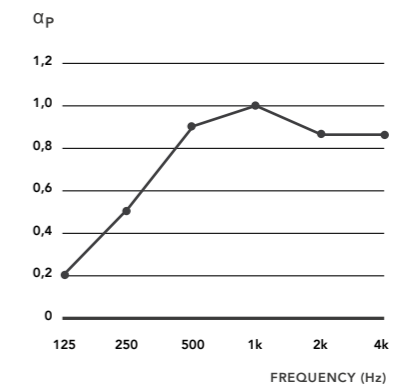


WEIGHTED INDEX :
 $\alpha_w = 0,85$

ABSORPTION CLASS :
Class B

LINEA 2.6.10 WALL + LR 20mm on plenum E50mm

ACOUSTIC ABSORPTION COEFFICIENT



WEIGHTED INDEX :
 $\alpha_w = 0,80$

ABSORPTION CLASS :
Class B