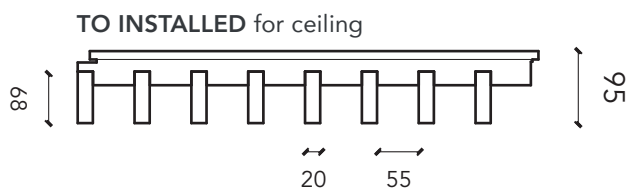
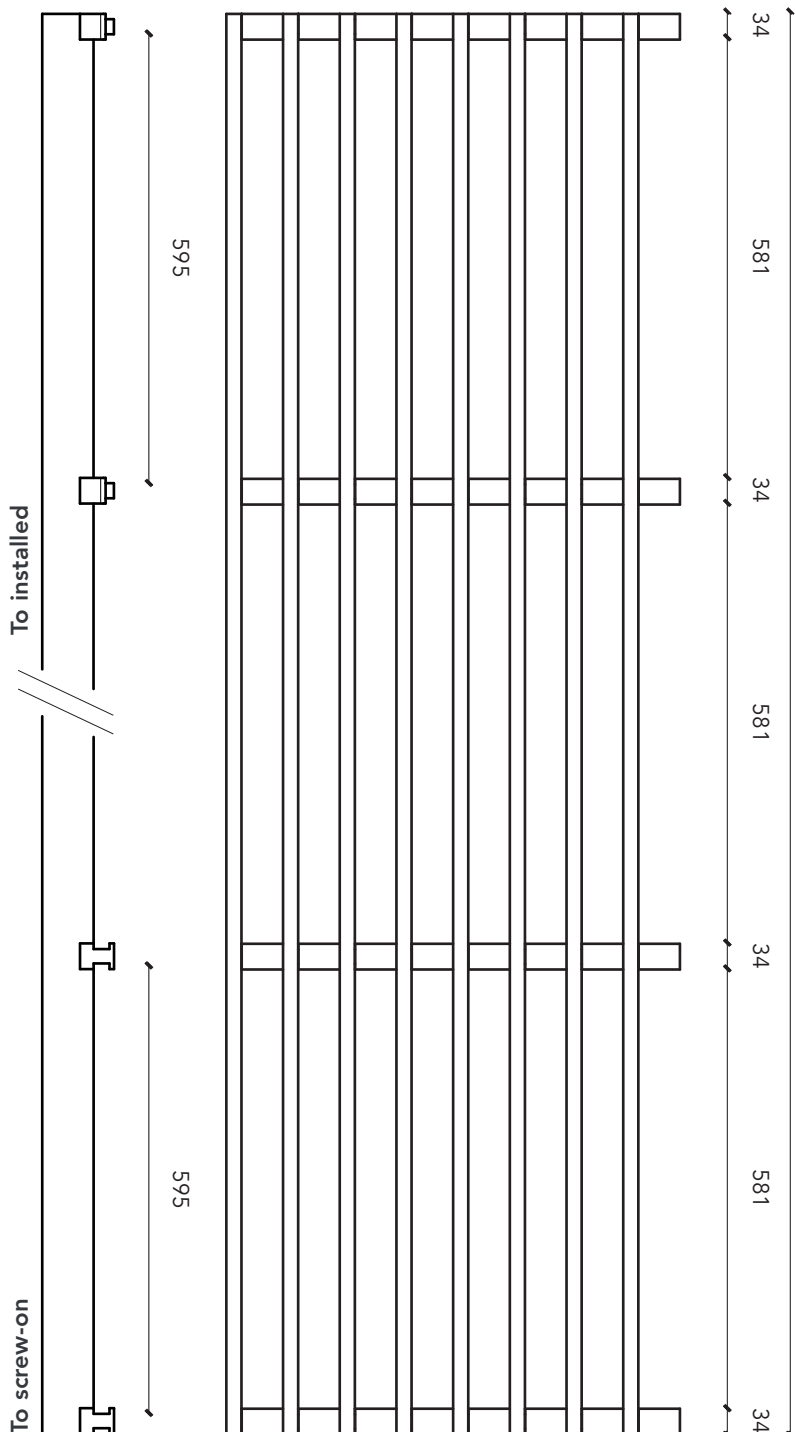


Linea 2.6.5

LINEA RANGE
INTERIOR



Module : 600 mm





TECHNICAL CHARACTERISTICS

Panel dimensions	1880 x 600 mm et 1265 x 600 mm
Cross-section of slats	20 mm (face) x 68 mm (height)
Spacing between slats	55 mm
Centre distance of slats	75 mm
Black rear counter-slats	34 x 45 mm
Overall thickness	95 mm
Wood species	Pine, oak, douglas fir, silver fir
Surface mass (pine)	14,8 kg/m ²
Surface mass (oak)	17,6 kg/m ²
Surface mass (douglas fir)	14,3 kg/m ²
Openness percentage	73 %

Rear surface : acoustic mineral wool tiles 2,4 kg/m² surfaced with black fleece facing (format 600 x 600 mm ; 20 or 22 mm thickness)
Not supplied by Laudescher

FITTING SYSTEM

Ceiling installation

To installed on T24 grid system
 or by screwing :
 – Selon NF EN 13964
 – Selon DTU 58-1

Wall installation

Mechanical fixing by screwing:
 – Selon DTU 36-2
 – Selon NF EN 14915

FINISH / REACTION TO FIRE (AS PER EN 13501-1)

Possibilité d'ignifugation Euroclasse B-s1,d0 ou B-s2,d0 selon l'essence et la finition.

ACOUSTIC RESULTS

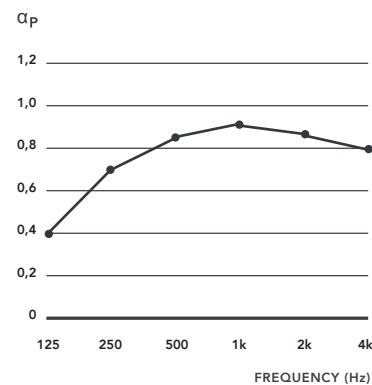
The various data relating to acoustic absorption (α_p , α_w , absorption class) have been calculated according to ISO 11654 standard (LINEA + acoustic supplement).

CEILING INSTALLATION :

Linea 2.6.5 + LR 20 mm on plenum E250 mm

Acoustic absorption was measured as per the ISO 354 standard.

ACOUSTIC ABSORPTION COEFFICIENT



WEIGHTED INDEX :

$\alpha_w = 0,90$

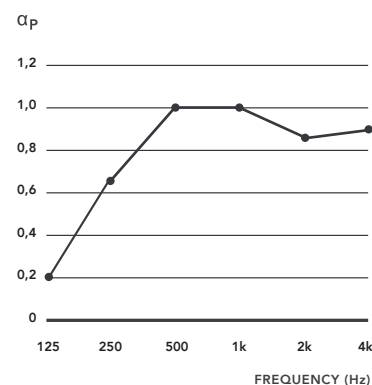
ABSORPTION CLASS :

Class A

WALL INSTALLATION :

Linea 2.6.5 + LR 20 mm on plenum E50 mm

ACOUSTIC ABSORPTION COEFFICIENT



WEIGHTED INDEX :

$\alpha_w = 0,90$

ABSORPTION CLASS :

Class A