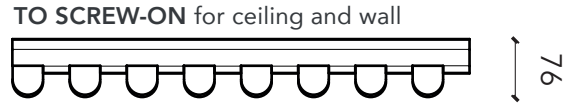
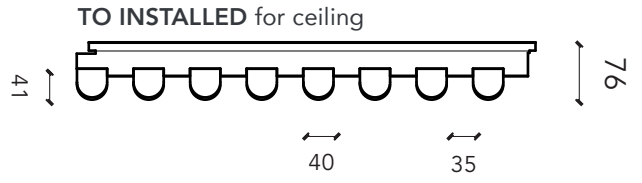
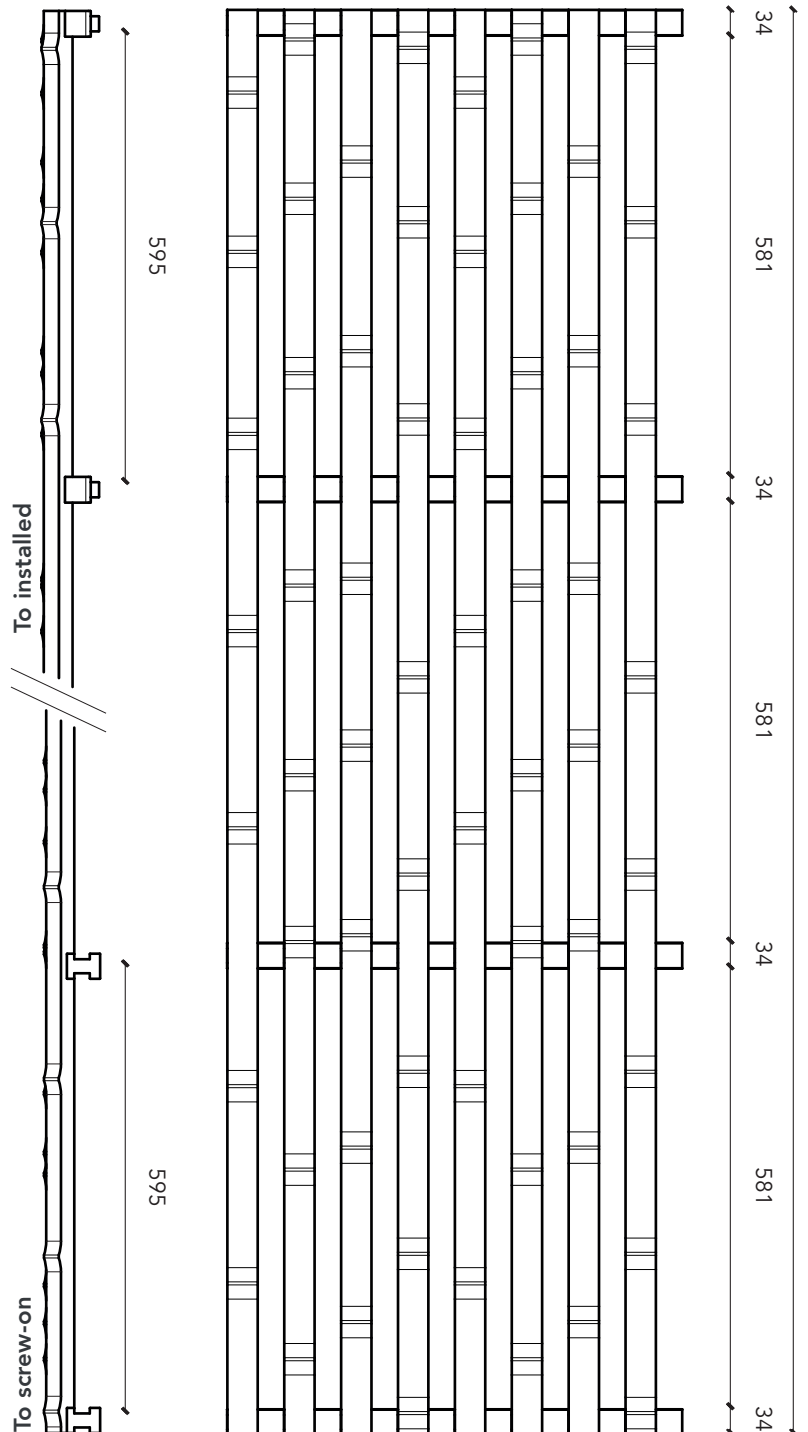


Linea 3D Jungle

LINEA RANGE
INTERIOR



Module : 600 mm





TECHNICAL CHARACTERISTICS

Panel dimensions	2495 x 600 mm 1880 x 600 mm 1265 x 600 mm
Cross-section of slats	40 mm (face) x 41 mm (height)
Spacing between slats	35 mm
Centre distance of slats	75 mm
Black rear counter-slats	34 x 45 mm
Overall thickness	76 mm
Wood species	Pine, oak
Surface mass (pine)	14,1 kg/m ²
Surface mass (oak)	16,9 kg/m ²
Openness percentage	47 %

Rear surface : acoustic mineral wool tiles 2,4 kg/m² surfaced with black fleece facing (format 600 x 600 mm ; 20 or 22 mm thickness)
Not supplied by Laudescher

FITTING SYSTEM

Ceiling installation

To installed on T24 grid system
or by screwing :
– Selon NF EN 13964
– Selon DTU 58-1

Wall installation

Mechanical fixing by screwing:
– Selon DTU 36-2
– Selon NF EN 14915

FINISH / REACTION TO FIRE (AS PER EN 13501-1)

Reaction to fire possibilities Euroclass B-s1,d0 or B-s2,d0 according to species and finishes.

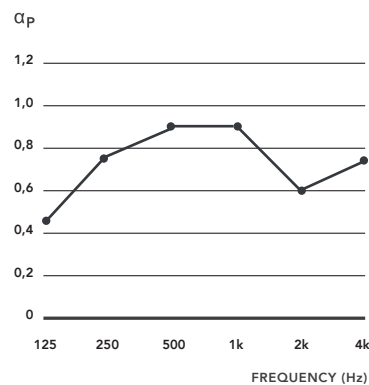
ACOUSTIC RESULTS

The various data relating to acoustic absorption (α_p , α_w , absorption class) have been calculated according to ISO 11654 standard (LINEA + acoustic supplement).

CEILING INSTALLATION :

Linea 3D Jungle + LR 20 mm on plenum E250 mm

ACOUSTIC ABSORPTION COEFFICIENT



WEIGHTED INDEX :

$\alpha_w = 0,70$

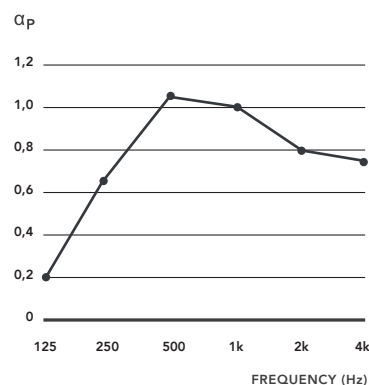
ABSORPTION CLASS :

Class C

WALL INSTALLATION :

Linea 3D Jungle + LR 20 mm on plenum E250 mm

ACOUSTIC ABSORPTION COEFFICIENT



WEIGHTED INDEX :

$\alpha_w = 0,85$

ABSORPTION CLASS :

Class B