
Linea 42 AL



For suspended ceiling:

- Panel **TO BE INSTALLED** on T24 frame
- Panel **TO BE SCREWED** onto metal or wooden frame

INSTALLATION:

In accordance with NF EN 13964
In accordance with DTU 58-1

For wall cladding:

- Panel **TO BE SCREWED** onto metal or wooden frame

INSTALLATION:

In accordance with NF EN 14915
In accordance with DTU 36-2



TECHNICAL SPECIFICATIONS

Panel dimensions	2,495 x 600 mm (screw-on only) 1,880 x 600 mm 1,265 x 600 mm
Slat cross-section	42 mm (front) x 20 mm (height) 20 mm (front) x 42 mm (height)
Slat spacing	19 mm
Centre distance of slats:	50 mm
Black rear counter-slats	34 x 45 mm
Total thickness	77 mm
Timber species	Pine
Area density, pine	13.7 kg/m ²
Openness percentage	38%

Back: rigid acoustic rockwool tiles (2.4 kg/m²), covered with black fleece finish (size: 600 x 600 mm; thickness: 20 or 22 mm).

Not supplied by Laudescher.

REACTION TO FIRE (IN ACCORDANCE WITH EN 13501-1)

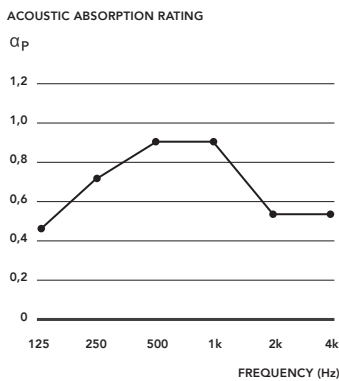
Fire-retardant, Euroclass standard B-s1, d0 or B-s2, d0 depending on the type of wood and finish.

ACOUSTIC PERFORMANCE

Various items of sound absorption data (α_p , α_w , absorption class) have been calculated in accordance with standard ISO 11654 (Linea + acoustic complement).

LINEA 42 AL CEILING

+ 20 mm rockwool on E250mm plenum

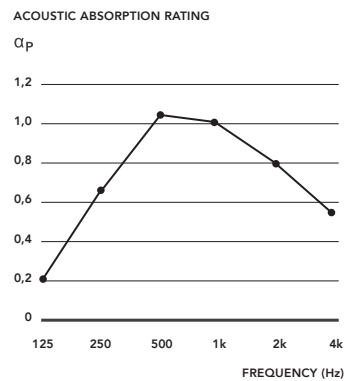


WEIGHTED INDEX:
 $\alpha_w = 0.65$

ABSORPTION CLASS:
Class C


LINEA 42 AL WALL

+ 20 mm rockwool on plenum E50 mm



WEIGHTED INDEX:
 $\alpha_w = 0.75$

ABSORPTION CLASS:
Class C



TO BE INSTALLED



TO BE SCREWED ON

