


---

# Linea Bamboo

---



---

## For suspended ceiling:

- Panel **TO BE INSTALLED** on T24 frame
- Panel **TO BE SCREWED** onto metal or wooden frame

### INSTALLATION:

In accordance with NF EN 13964  
In accordance with DTU 58-1


---

## For wall cladding:

- Panel **TO BE SCREWED** onto metal or wooden frame

### INSTALLATION:

In accordance with NF EN 14915  
In accordance with DTU 36-2



## TECHNICAL SPECIFICATIONS

Panel dimensions	2,495 x 600 mm (screw-on only) 1,880 x 600 mm 1,265 x 600 mm
Slat cross-section	40 mm (front) x 40 mm (height)
Slat spacing	35 mm
Centre distance of slats:	75 mm
Black rear counter-slats	34 x 45 mm
Total thickness	75 mm
Timber species	Pine, oak
Area density, pine	13.2 kg/m <sup>2</sup>
Area density, oak	15.2 kg/m <sup>2</sup>
Openness percentage	47%

Back: rigid acoustic rockwool tiles (2.4 kg/m<sup>2</sup>), covered with black fleece finish (size: 600 x 600 mm; thickness: 20 or 22 mm).

**Not supplied by Laudescher.**

## REACTION TO FIRE (IN ACCORDANCE WITH EN 13501-1)

Fire-retardant, Euroclass standard B-s1, d0 or B-s2, d0 depending on the type of wood and finish.

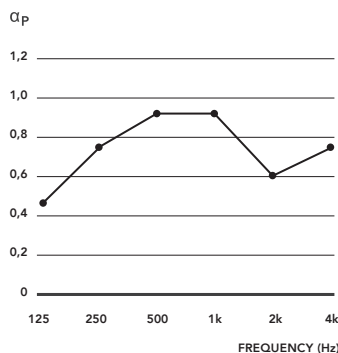
## ACOUSTIC PERFORMANCE

Various items of sound absorption data ( $\alpha_p$ ,  $\alpha_w$ , absorption class) have been calculated in accordance with standard ISO 11654 (Linea + acoustic complement).

### LINEA BAMBOO CEILING

+ 20 mm rockwool on E250mm plenum

#### ACOUSTIC ABSORPTION RATING



WEIGHTED INDEX:  
 $\alpha_w = 0.70$

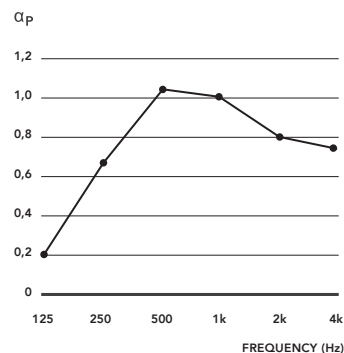
ABSORPTION CLASS:  
**Class C**

The sound absorption has been measured in accordance with standard ISO 354.

### LINEA BAMBOO WALL

+ 20 mm rockwool on E50mm plenum

#### ACOUSTIC ABSORPTION RATING



WEIGHTED INDEX:  
 $\alpha_w = 0.85$

ABSORPTION CLASS:  
**Class B**



### TO BE INSTALLED



### TO BE SCREWED ON

